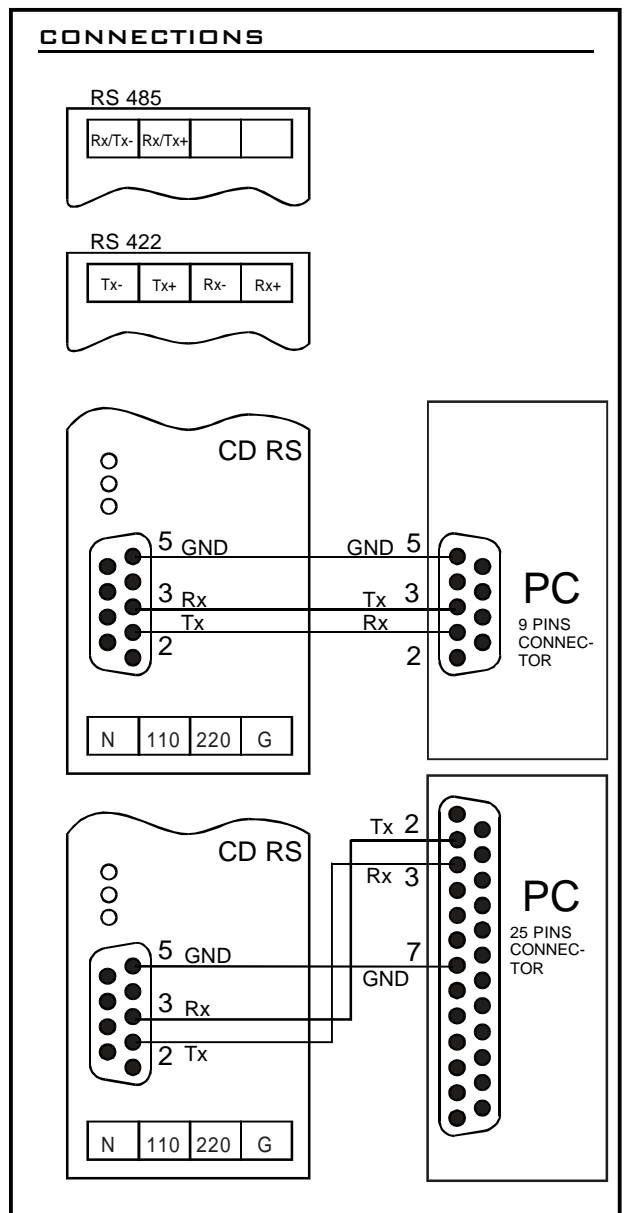
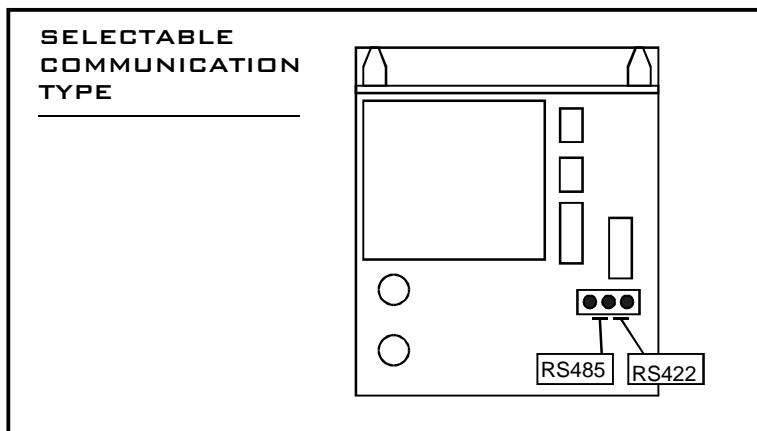
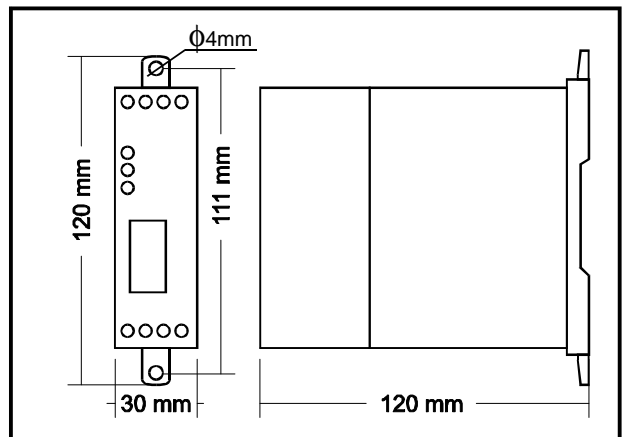


CD RS LINE DRIVER/CONVERTER RS232/RS485-422

TECHNICAL DATA

Power Supply	120-240Vac ± 10%
Voltage Power/Frequency	50 - 60 Hz
Input / Output	standard RS232 / RS485 - RS422
Consumption	5VA
Panel Assembling	DIN Rail mounting or bulk Head fixing holes
LED	Input and output data transfer indication
RS232 Connection	Front unit connector
RS485/422 Connection	Screw terminals
Power Supply Connection	Screw terminals
Operating Temperature	0 - 50 °C
Storage Temperature	-20 - +70°C

DIMENSIONS



HOW TO ORDER YOUR CD RS

Order Code **CD RS /---/---/ M-**

Model

Input type

Output type

Manual type

MODEL
RS Converter

INPUT

Code	Description
232	RS232

OUTPUT

Code	Description
485	RS485
422	RS422

MANUAL TYPE

Code	Description
1	Italian Manual
2	English Manual

CD Automation Srl

Via Picasso, 34/36 - 20025 Legnano(MI) - Italy
 tel. +39 0331 577479 - fax. +39 0331 579479
 email. info@cdautomation.com web. www.cdautomation.com

