



# MULTICHANNEL POWER CONTROLLER



powered by innovation

# Intelligent control systems

REVO Multichannel Power Controller products achieve significant time and cost savings compared to solutions normally applied to conventional temperature control systems consisting of individual components.

Our products allow you to reduce your downtime by optimising your processes.

## The All in One Unit

Total integration of all components and functionality for the control of electric heating elements in a modular system.

### Less overhead

More than 70% less wiring in the control cabinet.

### Quick installation

Up to 20% faster, on site.

### Reduced footprint

Up to 80% space saving in the control cabinet.

### Intelligent diagnostic

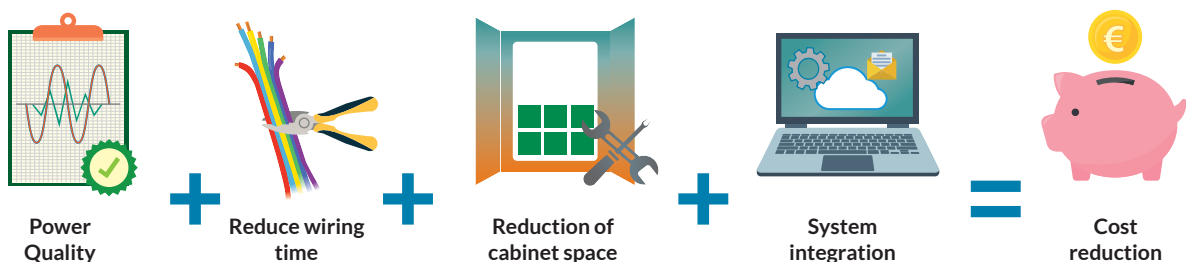
Intelligent diagnostic functions immediately detect and locate load malfunctioning errors and make them immediately available on the fieldbus.

### Integrated load management

Software algorithm's optimise performance by distributing the load over the network.

### Simple integration of the heating process

Utilize existing libraries, templates and project examples for simple process integration of your heating system to Siemens®, or Rockwell and Codesys PLC's. The TIA Portal® guarantees the complete integration of all components with a shared database.



## Choose the optimal solution for each application

Our REVO products offer different power control solutions that can be integrated with PLC systems either in the standard version (power control only) or with integrated temperature control (temperature control + power).

Each system can handle several control channels both in number and power output.



## REVO POWER NETWORK Series

Multi-zone solutions with firing synchronisation and fieldbus; firing control based on “**Dynamic Burst Firing**” algorithm.

- **REVO PN:** up to 24 power zones from 25A 480V max for each unit.
- **REVO PC:** up to 24 outputs for controlling external SSRs with SSR input (30 to 800A 480/600/690V max) and CT for current detection.
- **REVO DPU:** Advanced solution for special loads, with improved control and protection thanks to the management of up to 24 REVO C or REVEX units via a synchronisation and communication module.
- **REVO RT Loop:** System of 3 to 24 single/double action temperature control zones that can be associated with one or more channels of REVO PN or REVO PC units & DPU.

## REVO RT

Integrated multi-zone control unit with thermoregulation and power in one device (All In One) available in 3 versions.



Without  
Dynamic Burst Firing  
algorithm




With  
Dynamic Burst Firing  
algorithm

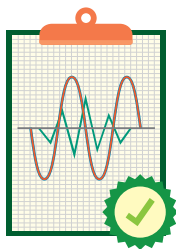


# Power Quality objective

The optimisation algorithm, like a conductor, distributes the required power to the individual zones keeping the line current as constant as possible




## Power Quality



- Reduction of disturbances on the power supply line.
- Reduction in heating of electrical cables.
- Reduction in power loss.

These disturbances are typically caused by flickering and harmonics resulting from the connection of unsynchronised loads, which negatively affect power quality.

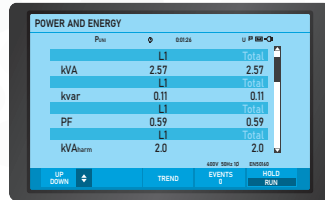
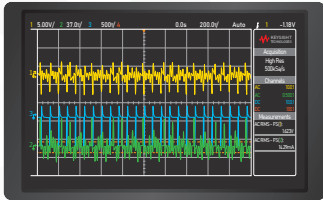


Thanks to the new **REVO POWER NETWORK control system** and **Dynamic Burst Firing technology** for optimised load control, the Power Factor value is maintained close to 1, minimising energy cost penalties and disturbances to the grid.

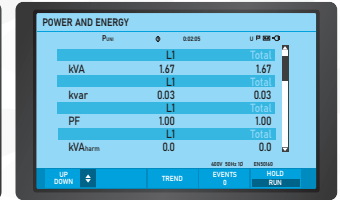
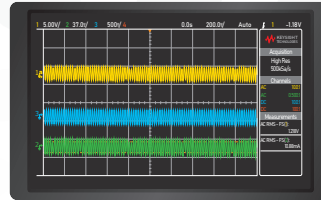
- TRANSIENTS
- HARMONICS
- REACTIVE POWER
- NETWORK UNBALANCE
- OSCILLATIONS
- VOLTAGE VARIATIONS
- FLICKER

## Power optimization

Without REVO



With REVO

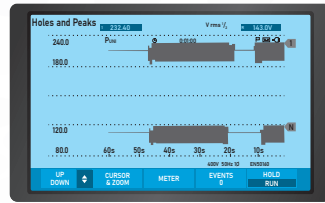
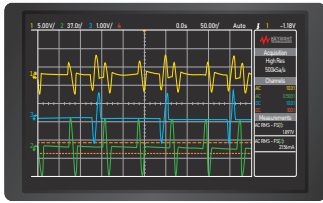


In multi-zone applications, the addition of multiple non-synchronised loads can generate a peak current that produces disturbances on the power line.

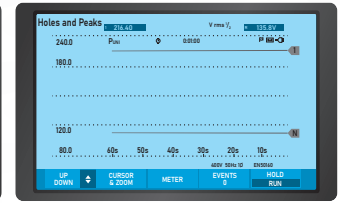
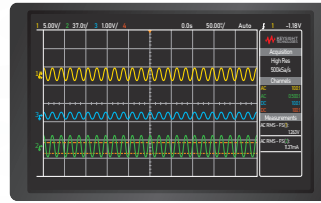
REVO distributes the power demand of the individual zones keeping the line current as constant as possible.

## Network disturbance

Without REVO



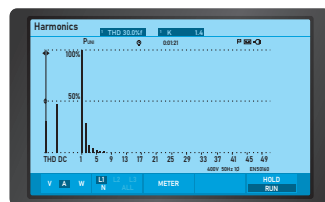
With REVO



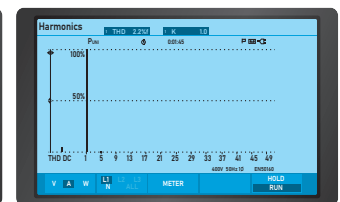
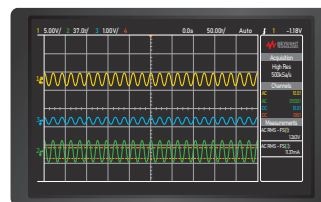
The addition of unsynchronised loads on the power line can cause disturbances, such as fluctuations in the mains voltage (Flickering) and network holes/losses on power cables.

## Harmonic component

Without REVO



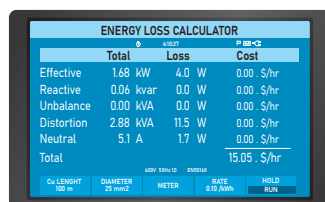
With REVO



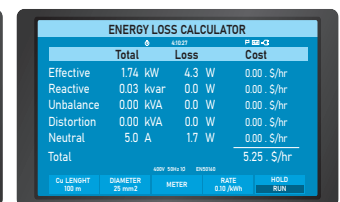
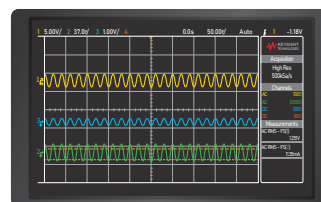
The integration and operation of unsynchronised loads can lead to an increase in total harmonic distortion (THD), resulting in higher losses, increased noise, and potential overheating of power cables.

## Optimization of energy cost

Without REVO



With REVO



Thanks to its control strategy and the distribution of the power required in the management of multizone loads, REVO POWER NETWORK keeps the Power Factor value close to 1.



# Power Quality objective

## REVO PN Power Network

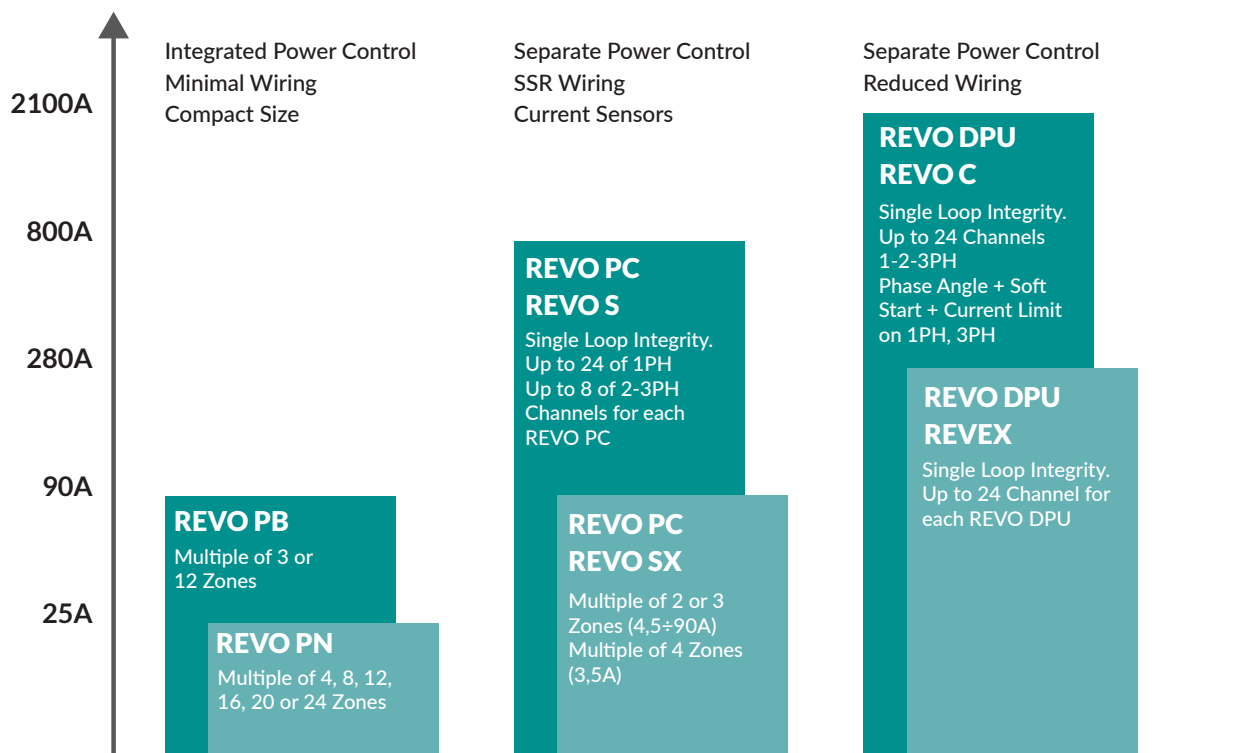


The **most compact and flexible solution** with synchronised firing (max. 25A).

High-performance SCR junctions for controlling complex loads such as short-wave IR emitters (IRSW) with high peak currents.

- For the control of 480V heating elements.
- Distributed solution with wiring contained in small integrated cabinets (plant/board).
- Ideal for controlling emitters/IR lamps in heating processes.
- Space-saving solution with 4 to 24 zones 25A output modules per fieldbus node, I/O modules and optional temperature control boards.
- Engineering Tools for TIA Portal® and Rockwell® PLC examples.
- Possible communication systems integrated in the unit: Profinet, EtherCAT, Ethernet IP and Modbus TCP.
- Free CD Automation software for configuration.

Also available REVO PB: with this unit, you can extend the REVO PN series up to 90A per channel.

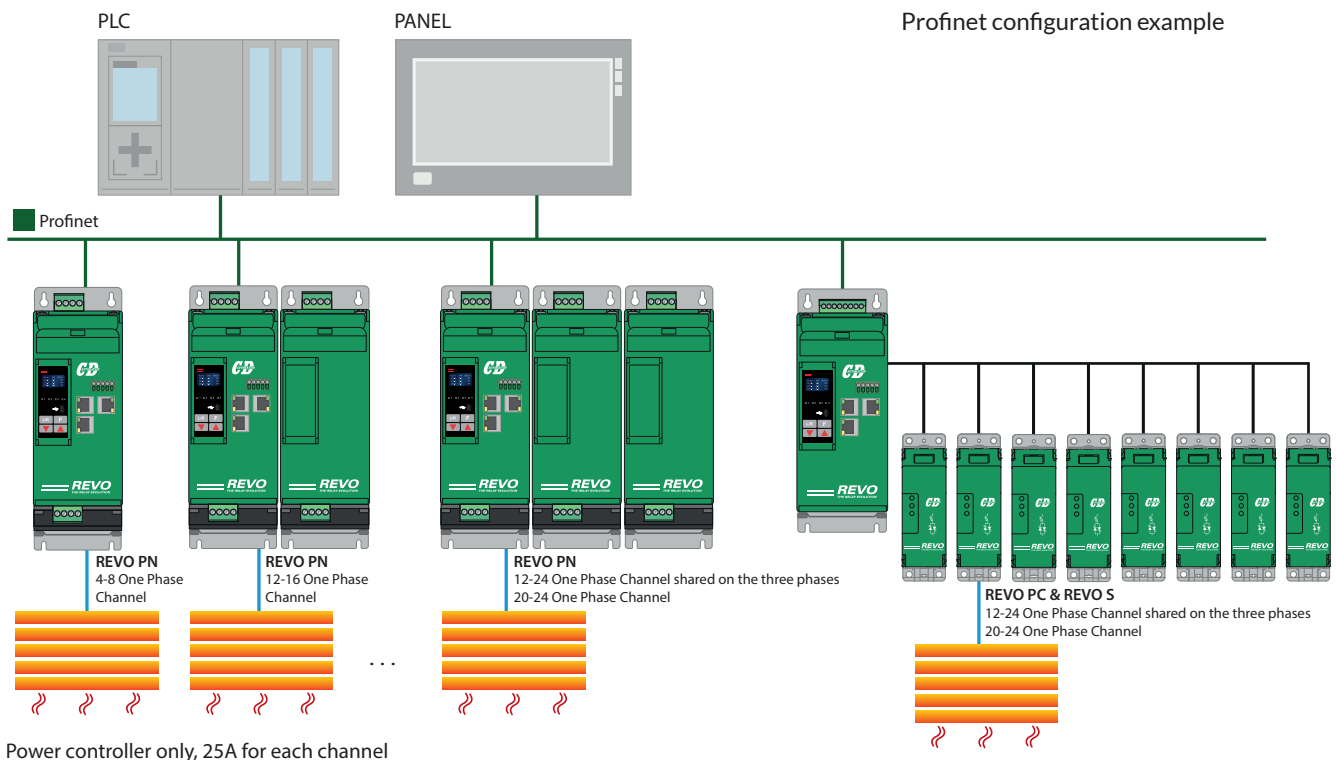


# REVO PC Power Controller



The **most flexible** solution with synchronised firing (max 800A), the REVO PC uses the same control technology as the Power Network series. However, it does not include the thyristor power section; instead, this is provided by the REVO S / REVO Sx series units, which are managed through the REVO PC's synchronisation and communication functions.

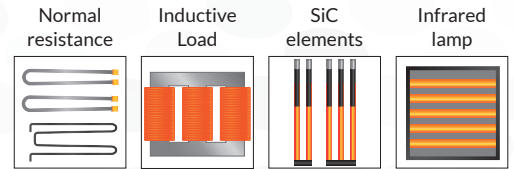
- To control heating elements with maximum voltages of 480V, 600V or 690V, single-phase and three-phase connections.
- Current ratings from 3A to 800A, with extra rapid fuses protection.
- Ideal for controlling resistive loads, IR lamps, resistors for extrusion and injection lines for plastics and elastomers; ovens with IR lamps, multi-zone ovens for glass, steel and ceramics.
- Control of 8 to 24 channels per fieldbus node, including current sensor input for each channel and output for SCR control, I/O modules and optional temperature control boards.
- Engineering Tools for TIA Portal® and Rockwell® PLC examples.
- Possible communication systems integrated in the unit: Profinet, EtherCAT, Ethernet IP and Modbus TCP.
- Power management for optimising consumption (power factor close to 1).
- Free CD Automation software for configuration.





# Power Quality objective

## REVO DPU

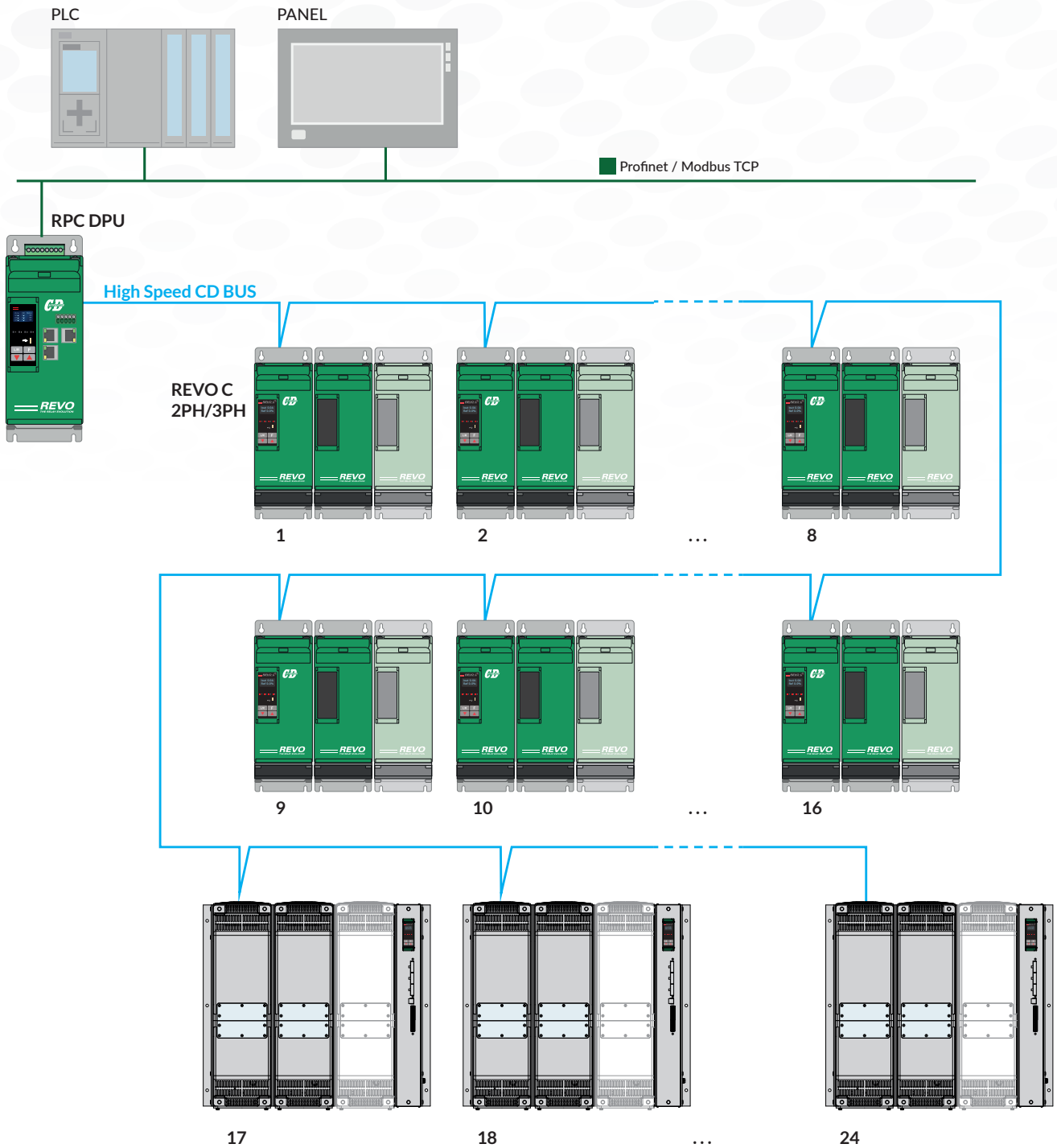


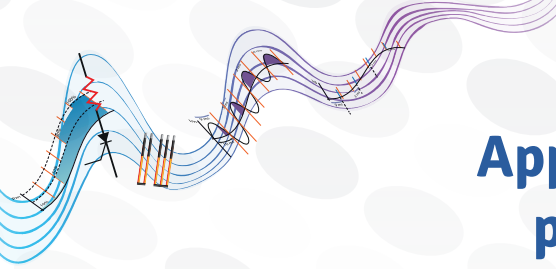
The **most advanced solution** offered by CD Automation for controlling **special loads**, which allows a synchronisation module to be combined with intelligent power regulators from the REVEX and REVO C series, increasing their operational functions.

- In particular, single-phase and three-phase units can have a phase angle firing, with soft start and current limit, to protect the load and reduce initial surges in certain special loads. Once the firing phase is complete, the system automatically switches to synchronised pulse mode, ensuring stable and efficient operation.
- The system maintains single loop integrity, as the synchronisation module is separate from the individual power regulators, which can be replaced with a single spare part.
- It manages up to 24 single-phase or three-phase loads via a dedicated bus and is compatible with REVO C / REVEX 1-2-3PH units from 30 to 2100A.
- It includes a standard Modbus TCP port, with Profnet, EtherCAT or Ethernet IP options, allowing control of the power setpoint and reading of the main electrical variables.
- The units retain an analogue input and/or a second communication port as an option, which can be used as a backup.
- Also suitable for distributed solutions: the synchronisation bus can manage units installed in separate panels.



Example of a structure REVO DPU - 24 channels with REVO C 2PH/3PH up to 2100A





# Applications requiring phase angle firing

## Special loads

### MoSi<sub>2</sub> Heating elements (KANTHAL SUPER®)

This type of heater increases its resistivity significantly with temperature but does not change with age. The initial current with cold elements can be 16 times the rated current. For this type of application use phase angle firing with soft start (3 sec.) and current limit.

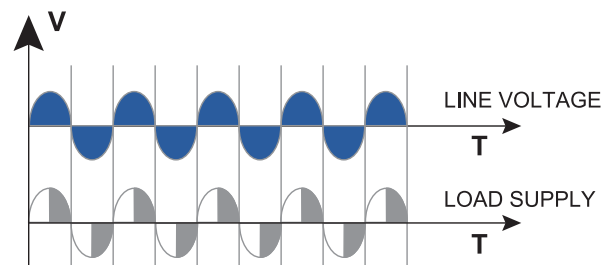
### Silicon Carbide elements (Inductive loads)

This type of heater increases its resistivity significantly with temperature but does not change with age. The initial current with cold elements can be 16 times the rated current.

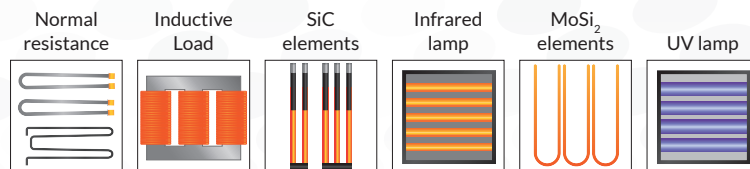


## Phase Angle

With Phase Angle it is possible to control the power at the load by allowing the thyristor to be in conduction for a variable part of the half-wave of the supply voltage. The power at the load can be set from 0 to 100% as a function of the analogue input signal, normally from a regulator or potentiometer. It is a function usually used with inductive type loads.



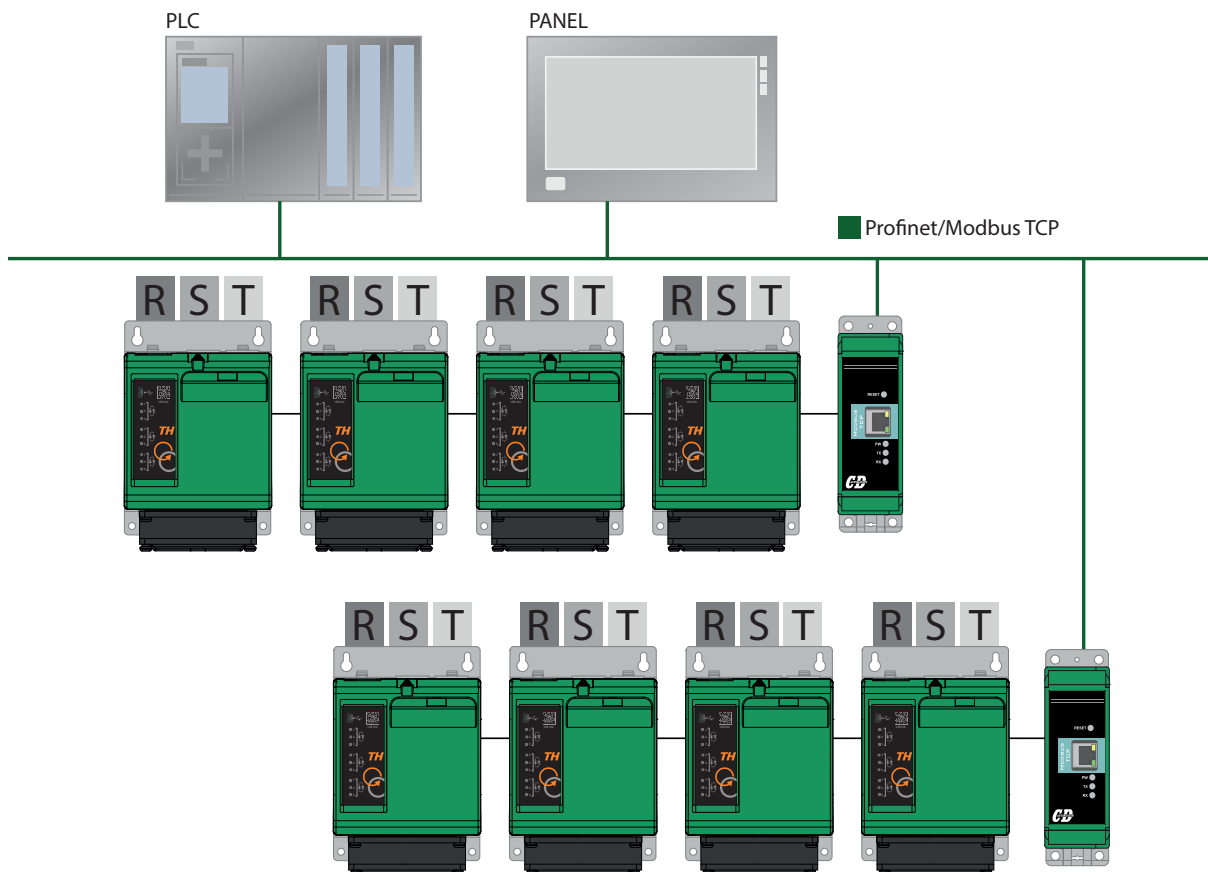
# REVO TH Multi Channel Power Controller



## Complex loads with phase angle and current limit

REVO TH is a compact and powerful solution to control special resistors, transformers and lamps up to 90A per channel at 480V or 600V.

- REVO TH is a three channel unit with phase angle firing, soft start and current limit used for inductive and special loads to half and single cycle for controlling low inertia loads such as IR lamps, MoSi<sub>2</sub> resistors and special loads such as SiC.
- Integrated fuses for each channel and optional temperature control with RTL modules.
- External termination modules for management of 9-zone branches in Profinet, Modbus TCP and Ethernet IP.



# General features

Family	REVO PN 104-108-112 116-120-124	REVO PB	REVO TH	REVO PN 412-424
Max. current per output	25A	35, 50, 75 or 90A	35, 50, 75 or 90A	25A
Max Load Voltage	480V	480V or 600V	480V or 600V	480V
Number of output for each module	4, 8, 12, 16, 20 or 24	3	3	12 or 24
<b>Fieldbus and communication</b>	<b>Integrated</b>	<b>with Terminal Unit</b>	<b>with Terminal Unit</b>	<b>Integrated</b>
Modbus TCP	✓	○	○	✓
Modbus RTU	✓	✓	✓	✓
CD BUS for REVO RTL	✓	✓	✓	✓
Profinet	○	○	○	○
Ethernet IP	○	○	○	○
EtherCAT	○	○	○	○
Heater Break Alarm	○	○	○	○
Integrated Fuses and Current Sensor	✓	✓	✓	✓
Temperature Controller Features RT or RTL option	○	○	○	○
Main PID Heating Control Out	○	○	○	○
Secondary PID Relay Output for Cooling or Alarm	○	○	○	○
Digital Input	✓	✓	✓	✓
Relay Output for Alarm or Start	HB option	HB option	HB option	HB option
Aux. Power Supply	24Vdc	24Vdc	24Vdc	24Vdc
Load type	Resistive	Resistive	Resistive / Inductive	Resistive
<b>Connection</b>	<b>1 wire</b>	<b>1 wire</b>	<b>1, 4 or 6 wires</b>	<b>4 wires</b>
1PH Phase-Phase. All the output share the same connection	✓	✓	✗	✗
1PH Phase-Neutral. All the output share the same connection	✓	✓	✗	✓
2PH Delta or Star without neutral	✗	✗	✗	✗
3PH Delta or Star without neutral	✗	✗	✗	✗
3PH Star with neutral	✗	✗	✗	✓
1PH Loads distributed on the 3 phases (Phase-Phase) in the same unit	✗	✗	✓	✗
1PH Loads distributed on the 3 phases (Phase-Neutral) in the same unit	✗	✗	✓	✓
<b>Control Mode</b>	<b>V, V<sup>2</sup>, I, I<sup>2</sup>, VxI</b>	<b>V, V<sup>2</sup>, I, I<sup>2</sup>, VxI</b>	<b>V, V<sup>2</sup>, I, I<sup>2</sup>, VxI</b>	<b>V, V<sup>2</sup>, I, I<sup>2</sup>, VxI</b>
Simple Burst firing without Synchronisation	✓	✓	✓	✓
Half Cycle or Single Cycle without Synchronisation	✓	✓	✓	✓
Dynamic Burst firing with Synchronisation	✓	✓	✓	✓
Dynamic Half Cycle or Single Cycle with Synchronisation	✓	✓	✓	✓
Phase Angle firing with or without Soft Start	✗	✗	✓	✗
Phase Angle firing + Current Limit with or without Soft Start	✗	✗	✓	✗

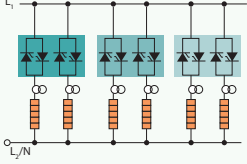
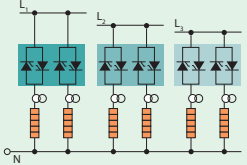
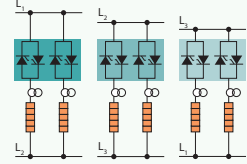
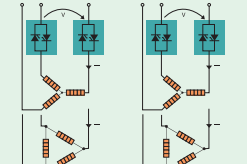
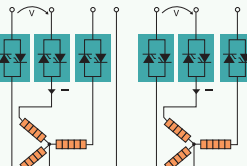
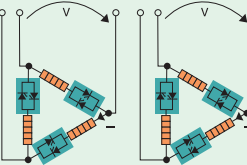
✓: Standard /Yes, ○: Option, ✗: No

For non controlled phases, it's necessary to use an external current sensor (only for two legs control).

REVO PC 412-424	REVO PN 612-624	REVO PC 612-624	REVO PC 204-208	REVO PC 304-308	REVO DPU	REVO DPU	REVO DPU
3 to 800A REVO S 1PH	25A	3 to 800A REVO S 1PH	3 to 800A REVO S 1PH	From 3 to 800A REVO S 1PH	30 to 2100A REVO C 1PH	30 to 2100A REVO C 2PH	30 to 2100A REVO C 3PH
480V, 600V or 690V	480V	480V, 600V or 690V	480V, 600V or 690V	480V, 600V or 690V	480V, 600V or 690V	480V, 600V or 690V	480V, 600V or 690V
12 or 24	12 or 24	12 or 24	8 or 16 to control 4 or 8 x two legs 3 phase loads	12 or 24 to control 4 or 8 x 3 legs 3 phase loads	24 to control 1 phase zones	24 to control 2 phase zones	24 to control 3 phase zones
Integrated	Integrated	Integrated	Integrated	Integrated	Integrated	Integrated	Integrated
✓	✓	✓	✓	✓	✓	✓	✓
✓	✓	✓	✓	✓	✓	✓	✓
✓	✓	✓	✓	✓	✓	✓	✓
○	○	○	○	○	○	○	○
○	○	○	○	○	○	○	○
○	○	○	○	○	○	○	○
○	○	○	○	○	○	○	○
✓ ("Y" option on REVO S)	✓	✓ ("Y" option on REVO S)	✓ ("Y" option on REVO S*)	✓ ("Y" option on REVO S)	✓	✓	✓
○	○	○	○	○	○	○	○
○	○	○	○	○	○	○	○
○	○	○	○	○	○	○	○
✓	✓	✓	✓	✓	✓	✓	✓
HB option	HB option	HB option	HB option	HB option	HB option	HB option	HB option
24Vdc	24Vdc	24Vdc	24Vdc	24Vdc	24Vdc	24Vdc	24Vdc
Resistive	Resistive	Resistive	Resistive	Resistive	Resistive / Inductive	Resistive / Inductive	Resistive / Inductive
4 wires	6 wires	6 wires	3 wires, 2 legs control	3 wires, 3 legs control	4-6 wires	3 wires, 2 legs control	3 wires, 3 legs control
✗	✓	✓	✗	✗	✗	✗	✗
✓	✗	✗	✗	✗	✗	✗	✗
✗	✗	✗	✓	✓	✗	✓	✓
✗	✗	✗	✓	✓	✗	✗	✓
✓	✗	✗	✗	✓	✓	✗	✓
✗	✓	✓	✗	✗	✓	✗	✗
✓	✗	✗	✗	✗	✗	✗	✗
V, V <sup>2</sup> , I, I <sup>2</sup> , VxI	V, V <sup>2</sup> , I, I <sup>2</sup> , VxI	V, V <sup>2</sup> , I, I <sup>2</sup> , VxI	V, V <sup>2</sup> , I, I <sup>2</sup> , VxI	V, V <sup>2</sup> , I, I <sup>2</sup> , VxI	V, V <sup>2</sup> , I, I <sup>2</sup> , VxI	V, V <sup>2</sup> , I, I <sup>2</sup> , VxI	V, V <sup>2</sup> , I, I <sup>2</sup> , VxI
✓	✓	✓	✓	✓	✓	✓	✓
✓	✓	✓	✗	✗	✓	✓	✓
✓	✓	✓	✓	✓	✓	✓	✓
✓	✓	✓	✗	✗	✓	✓	✓
✗	✗	✗	✗	✗	✓	✗	✓
✗	✗	✗	✗	✗	✓	✗	✓

Synchronisation firing is available only if all the three zone have the same wiring connection.

# Application guide for multichannel Thyristor control units

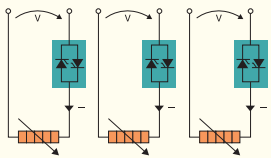
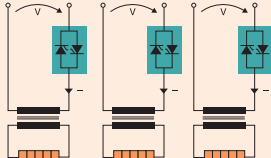
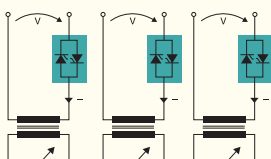
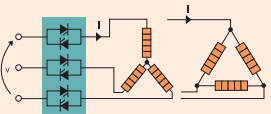
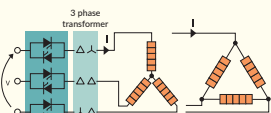
Load type	Application guide	Model	Voltage range	Number of channels per unit and modularity	Controlled phases per channel
	1PH loads sharing same phase connection, Normal Resistance, Infrared Lamp Medium and Short Waveform	REVO PB	35A÷90A	3	1
		REVO PN 1	25A	4, 8, 12, 16, 20 or 24	1
		REVO PC 1 + REVO S	3.5A÷800A	24	1
		REVO DPU + REVO C 1PH	30A÷2100A	24	1
	1PH loads shared on the three phases (Phase - Neutral), Normal Resistance, Infrared Lamp Medium and Short Waveform	N°3 of REVO PB	35A÷90A	3	1
		REVO PN 4	25A	12 or 24	1
		REVO PC 4 + REVO S	3.5A÷800A	24	1
		REVO DPU + REVO C 1PH	30A÷2100A	24	1
	1PH loads sharing same phase connection (Phase - Phase), Normal Resistance, Infrared Lamp Medium and Short Waveform	N°3 of REVO PB	35A÷90A	3	1
		REVO PN 6	25A	12 or 24	1
		REVO PC 6 + REVO S	3.5A÷800A	24	1
		REVO DPU + REVO C 1PH	30A÷2100A	24	1
	Star without neutral or Close Delta connections, Normal Resistance, Infrared Lamp Medium and Short Waveform	REVO PC 2 + REVO S	3.5A÷800A	8	2
		REVO DPU + REVO C 2PH	30A÷2100A	24	2
	Star plus neutral, Normal Resistance, Infrared Lamp Medium and Short Waveform	REVO PN 4	25A	4 or 8	3
		REVO PC 4 + REVO S	3.5A÷800A	8	3
		REVO DPU + REVO C 3PH	30A÷2100A	24	3
	Open Delta connections, Normal Resistance, Infrared Lamp Medium and Short Waveform	REVO TH	35A÷90A	3	1
		REVO PN 6	25A	12 or 24	3
		REVO PC 6 + REVO S	3.5A÷800A	8	3

Suggested Firing mode

Dynamic Burst Firing	Standard Burst Firing	Phase Angle + Soft Start + Current Limit	Soft Start (PA + CL) + Dynamic BF	Delayed Triggering	
+					<p>For application with multiple resistive loads, with low variations in temperature and age or Low inertia like Infrared IRSW, Dynamic Burst Firing is recommended with power synchronisation. For infrared lamp is also available Phase Angle (PA) firing</p>
+					
+					
+					
+					
+					
+					
+					
+					
+					
+					
+					
+					
+					
+					
+					
+					
	+	+			
+					
+					

continue

# Application guide for multichannel Thyristor control units

Load type	Application guide	Model	Voltage range	Number of channels per unit and modularity	Controlled phases per channel
	1PH loads Molibdenum, Tungstenum, Kanthal Super, Platinum.	REVO TH	35A÷90A	3	1
	1PH loads Silicon Carbide Elements	REVO TH REVO DPU + REVO C 1PH	35A÷90A 30A÷2100A	3 24	1 1
	1PH Transformer coupled with normal resistances	REVO TH	35A÷90A	3	1
		REVO DPU + REVO C 1PH	30A÷2100A	24	1
	1PH Transformer coupled with Silicon Carbide Elements	REVO TH	35A÷90A	3	1
		REVO DPU + REVO C 1PH	30A÷2100A	24	1
	1PH Transformer coupled with Kanthal Super	REVO TH	35A÷90A	3	1
	Silicon carbide elements	REVO DPU + REVO C 3PH	60A÷2100A	1	3
	Molibdenum, Tungstenum, Platinum, Quartz Lamp, Infrared short waveform	REVO DPU + REVO C 3PH	60A÷2100A	1	3
	Three phase transformer	REVO DPU + REVO C 3PH	60A÷2100A	1	3

Suggested Firing mode

Dynamic Burst Firing	Standard Burst Firing	Phase Angle + Soft Start + Current Limit	Soft Start (PA + CL) + Dynamic BF	Delayed Triggering	
		+			These resistances change with temperature but have low variations with age. Starting current with cold elements can be 16 times nominal current (Kanthal® super). Infrared lamp short waveform can reach 8 time nominal current
		+			These resistances change value with temperature and age and value at the end of element life is 4 times the initial value. Constant power regulation is necessary with V to Vxl Transfer.
			+		
		+		+	Transformers and inductors have inrush current on start up. Phase Angle plus Soft Start and current limit are required.
			+		To switch the transformer ON-OFF, use DT firing that will automatically switch ON-OFF when current value is at zero.
		+			These resistances change value with temperature and age and value at the end of element life is 4 times the initial value. Constant power regulation is necessary with V to Vxl Transfer.
			+		
		+			Use Phase Angle + Current Limit
			+		On three phase silicon carbide elements Vxl feedback is suggested to have a constant power control. This is necessary to compensate resistance change with temperature and age. Resistance value at the end of element life is 4 times the original value. With REVO C use BF firing and Power Limit.
			+		These resistance change with temperature but have low variations with age. Start up current with cold elements can be many times the nominal current value. In this case it's necessary to use Phase Angle + Current Limit.
			+		Three phase REVO C are specially designed to drive three phase transformers coupled on secondary with normal or special resistive loads.

REVO C 1PH units can start up in phase angle mode, with soft start and current limit, to protect the load and reduce initial surges in certain special loads. Once the start-up phase is complete, the system automatically switches to synchronised pulse mode, ensuring stable and efficient operation.

The three-phase REVO C 3PH units can start up in phase angle mode, with soft start and current limit, to protect the load and reduce initial surges in certain special loads. Once the start-up phase is complete, the system automatically switches to synchronised pulse mode, ensuring stable and efficient operation.

# Multi Loop Systems with Integrated Power

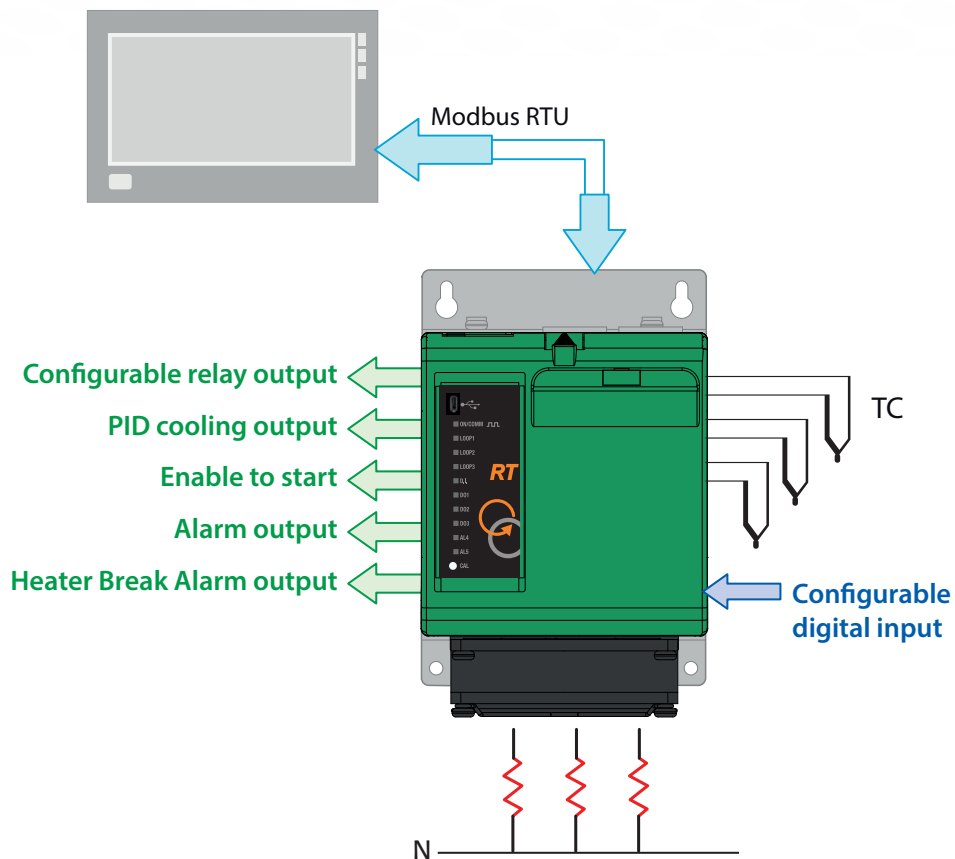
## Multi Loop: REVO RT



Multi-loop temperature controllers are used to control different types of plastics and packaging machines in systems that require more than one control loop within a single system.

REVO RT offers temperature and power regulation integrated in a single package and includes:

- Two to three single/double action control loops.
- Two to three SSR static units configurable in single-phase or three-phase.
- Integrated fuse holder with extrarapid fuses.
- Current transformers.
- Load and SCR diagnostic.
- Outputs for alarms/fan.
- Modbus RTU communication.
- Free CD Automation software for configuration.



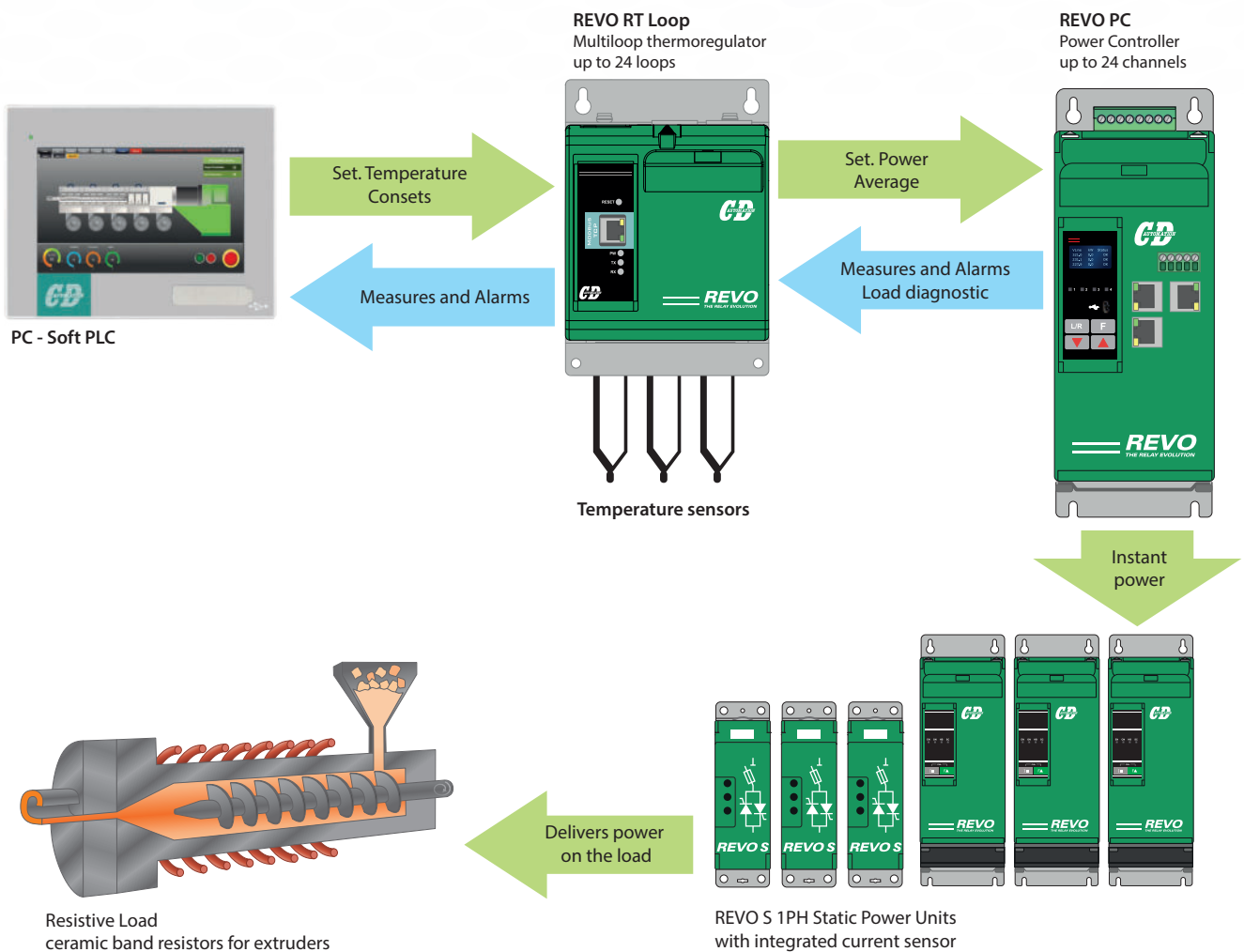
# REVO Power network



REVO RTL Power Network is the top-of-the-line solution for the integrated control of multi-loop heating systems. With this system it is possible to integrate the precision of thermal processes with energy optimisation, making the combination of temperature control and power the 'added value' to your process. REVO Power Network consists of a temperature control area realised with the REVO RTL system that communicates with a dedicated bus to the power area realised with REVO PN/PC.

This combination provides a single communication node to the network with the sum of the advantages of the individual products

- 3 to 24 single or double tripping controllers per node.
- A single communication port for controlling the main control and power parameters.
- Free CD Automation software for configuration.



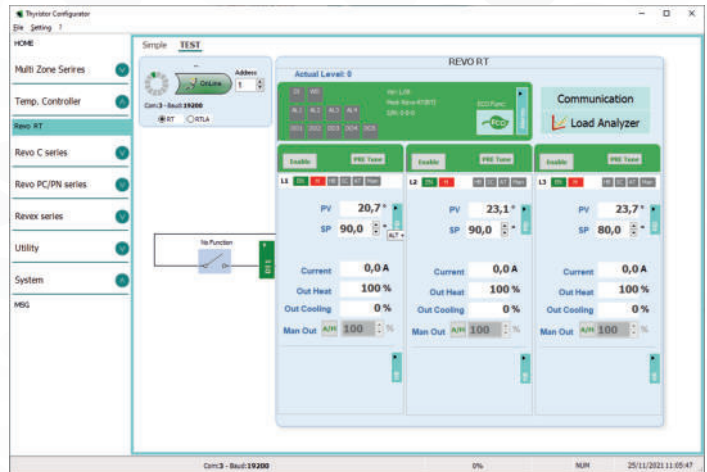
# Configuration and accessories

## Configurator Software

CDA Thyristor configurator software is free and can be downloaded from our site [www.cdautomation.com](http://www.cdautomation.com). If the Order Code is in line with your requirement, and already configured in the Factory, then it's ready to use.

You need the software only to modify the ordered configuration, although we suggest to check the unit on the machine with the "Test unit" section. To install the software, load the program and follow the instructions on the screen.

Run the software configurator and set the serial port of the PC with baudrate.



## Configuration cable

To connect the unit to the computer it's necessary use a USB/USB-c cable.

The windows driver for USB connection is installed by thyristor configurator software installer.



## REVO KPC

### Graphic operating terminals for REVO PC

- 7" or 10" colour display.
- Multi Language Interface.
- Makes the configuration of Thyristor units easier and more intuitive.
- 3 access levels available.
- REVO KPC can be connected to 24 zones.



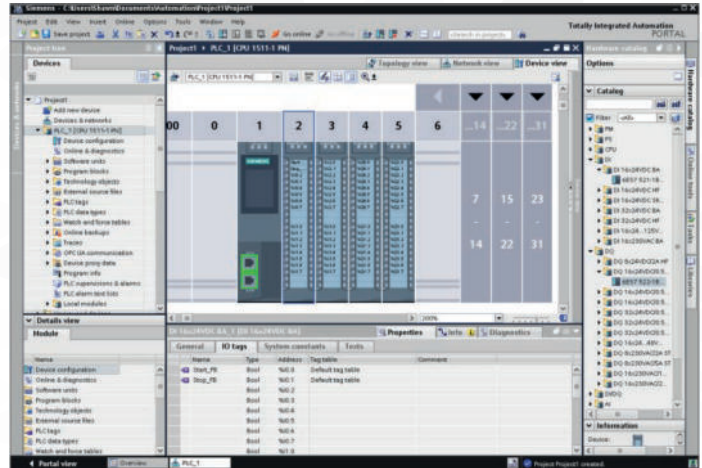
## Libraries For Siemens TIA Portal

Listening to the needs of our customers, CD Automation has developed libraries for Siemens PLC, to aid simplicity, speed of implementation and replicability of stored profiles.

There are many benefits from these libraries and include:

- Specialized function blocks for each protocol.
- Variables already named, the same for all blocks and with the same data formatting.
- Sample projects ready for use.

To obtain them, simply go to our website [www.cdautomation.com](http://www.cdautomation.com) and request on the dedicated web page.



## Ready-to-Use Connectivity Projects for Rockwell, Beckhoff & CODESYS PLCs

We provide ready-made example projects for seamless integration of our units with Rockwell PLCs over Ethernet/IP, Beckhoff PLCs within TwinCAT via EtherCAT, and PLCs programmed in the CODESYS development environment using EtherCAT, accelerating set-up and reducing engineering time and effort.

## What our Customers want?

**They want a positive experience with our total solution, not just a low price!**

**CD Automation is confident in achieving this through ...**

### A Competent Sales Team

- Our dedicated team of commercial technicians specializes exclusively in CD Automation products.
- You'll benefit from expert guidance at no additional cost – not from someone offering a wide range of unfamiliar products.
- Additionally, you'll have direct access to our Design Engineers for technical advice or to develop customized solutions tailored to your specific application requirements.



### Fast service

- Excellent pre-sales and post-sales assistance.
- Remote assistance through “team viewer” or other applications on our thyristor units.

### Ease of doing business with us

- Fast reaction to your quotation requests, fast deliveries and accounting documentation in a very short time.
- Catalogs and manuals of all our products available on the site with the addition of free configuration software.

Our products are quick to install and maintain, backed by easy manuals. We add complexity only when the application demands it – simple tasks stay managed by simple units, while advanced modes deliver granular control in advanced series. A broad product range lets you specify exactly what you need, free of superfluous features.

## At your service worldwide



Our sales and service network ensures worldwide distribution and support of our products.

## Our locations




**Headquarter and Production**  
Legnano (MI), Italy



**CD Automation UK Ltd.**  
East Sussex, United Kingdom



**M/s Toshcon CD Automation Pvt. Ltd.**  
Ajmer, India



## Controllers, Drives & Automation

 Products made in Italy

Worldwide distribution and service

### CD Automation Country Locations



CD Automation, a leader in the control of heating elements, has been offering top quality solutions in the field of industrial temperature control for over thirty years. The company supplies thyristor power units and SCR power controllers, making it the leading partner in the industry.

CD Automation offers a support service for the development, optimisation, sustainability and energy efficiency of thermal processes, improving plant power quality.

Our team will be at your disposal to deepen, analyse and optimise your applications.

#### Headquarter: Italy

CD Automation Srl  
Via Picasso, 34/36  
20025 Legnano MI - Italy  
**T** +39 0331 577479  
**F** +39 0331 579479  
sales@cdautomation.com  
www.cdautomation.com

#### United Kingdom

CD Automation UK Ltd  
Unit 9 Harvington Business Park  
Brampton Road, Eastbourne  
East Sussex, BN22 9BN - England  
**T** +44 1323 811100  
info@cdautomation.co.uk  
www.cdautomation.co.uk

#### India

M/s Toshcon CD Automation Pvt. Ltd.  
H1 - 75 Gegal Industrial Area  
Ajmer - 305023 (Raj.) - India  
**T** +91 145 2791112  
**T** +91 145 6450601/2/3  
sales.cd@toshcon.com  
www.cdautomation.in